

# 3-REGION LABOR MARKET DATA COMPARISON

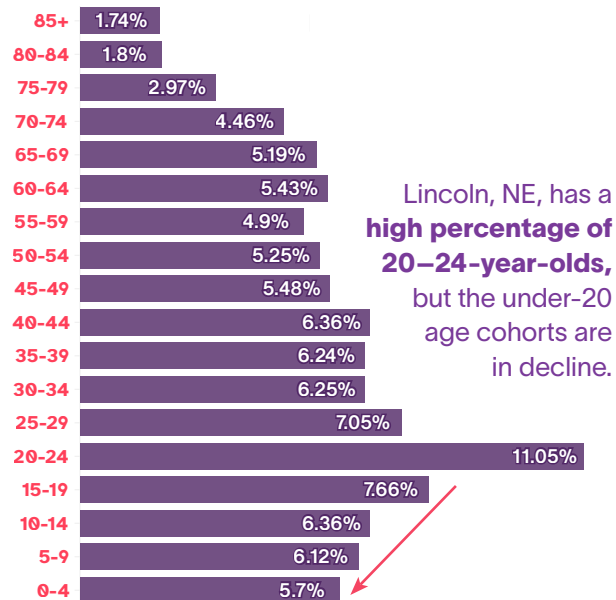


## Lancaster County, NE

2023 Population: **326,712**

Population grew by **10,340** over the last 5 years and is projected to grow by **7,733** over the next 5 years.

### Lincoln MSA Population % by Age

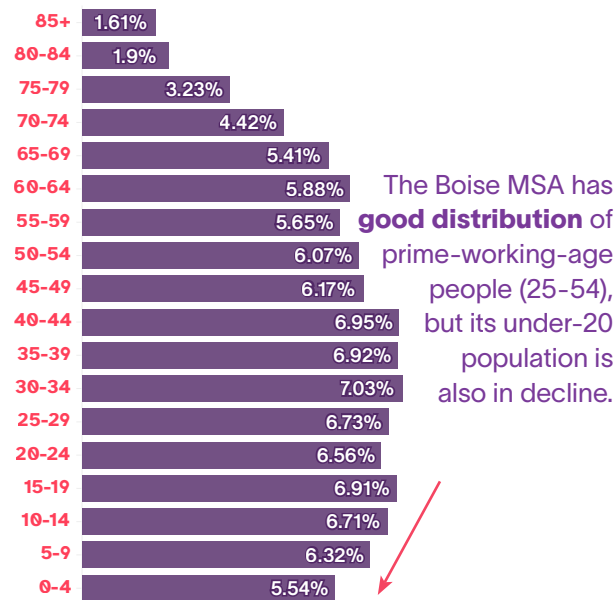


## Ada County, ID

2023 Population: **534,539**

Population grew by **65,378** over the last 5 years and is projected to grow by **73,971** over the next 5 years.

### Boise MSA 2023 Population % by Age

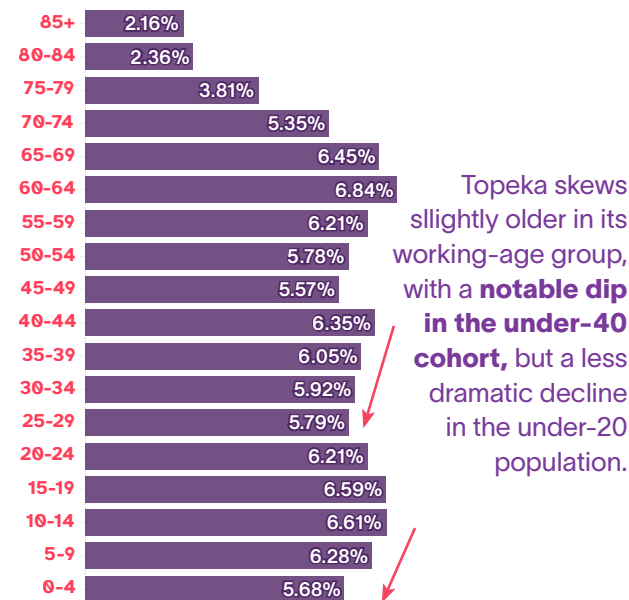


## Shawnee County, KS

2023 Population: **178,456**

Population grew by **1,232** over the last 5 years and is projected to grow by **3,770** over the next 5 years.

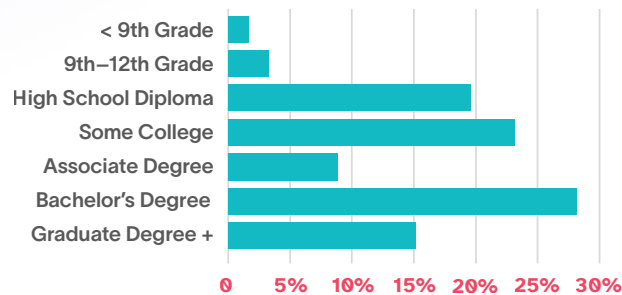
### Topeka MSA Population % by Age



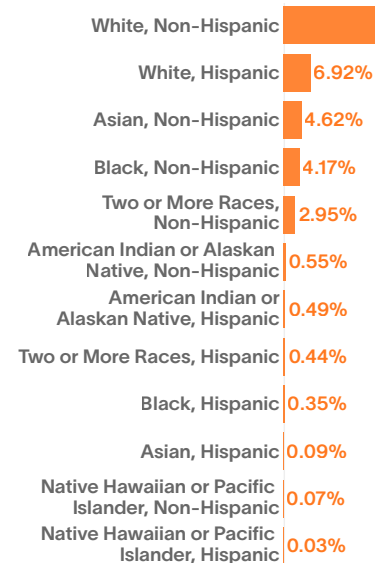
## Lancaster County, NE

**More than 50%** of Lincoln's 25+ Population Holds a College Degree

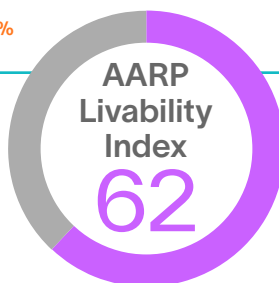
Education Level, 2023 % of Age 25+ Population



### Racial/Ethnic Diversity, Lancaster County



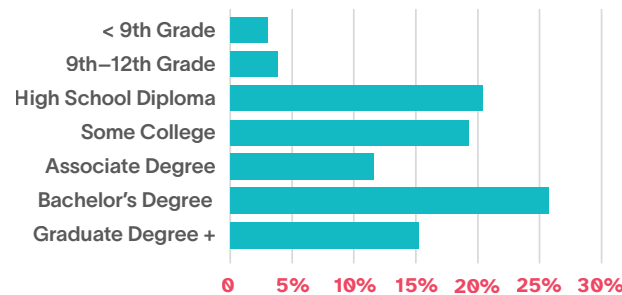
Median Rent: **\$994**  
 Median House Value: **\$204,400**  
 Homeowner Vacancy Rate: **0.5%**



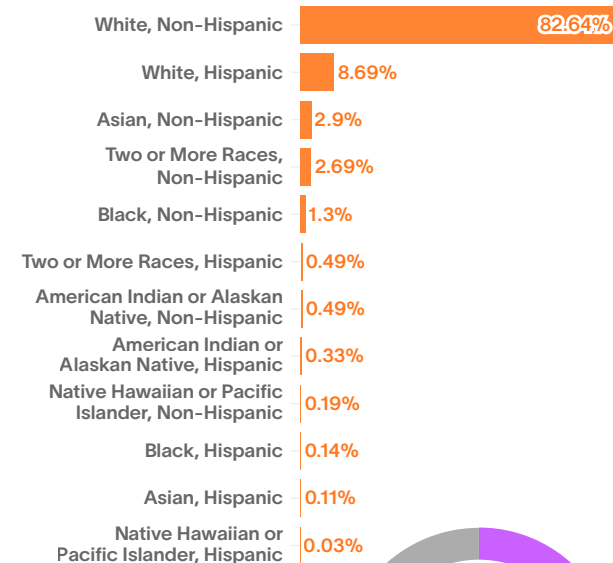
## Ada County, ID

**More than 50%** of Boise's 25+ Population Also Holds a College Degree

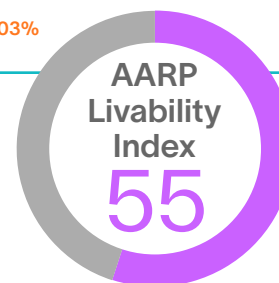
Education Level, 2023 % of Age 25+ Population



### Racial/Ethnic Diversity, Ada County



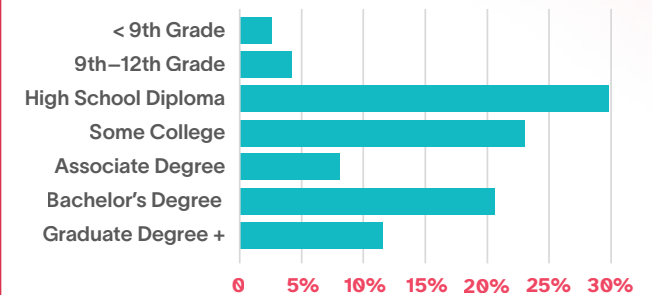
Median Rent: **\$1,4994**  
 Median House Value: **\$342,5000**  
 Homeowner Vacancy Rate: **0.5%**



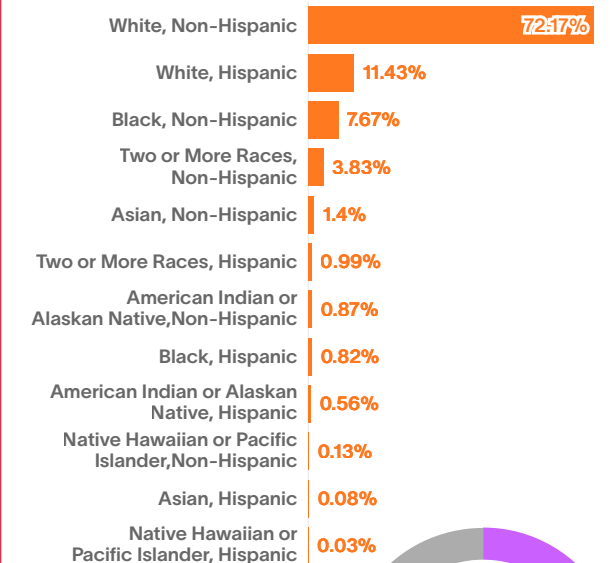
## Shawnee County, KS

**Less than 50%** of Topeka's 25+ Population Holds a College Degree

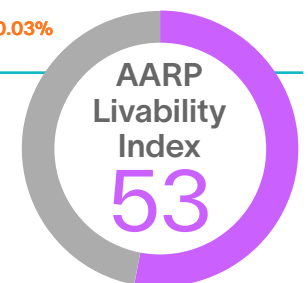
Education Level, 2023 % of Age 25+ Population



### Racial/Ethnic Diversity, Shawnee County



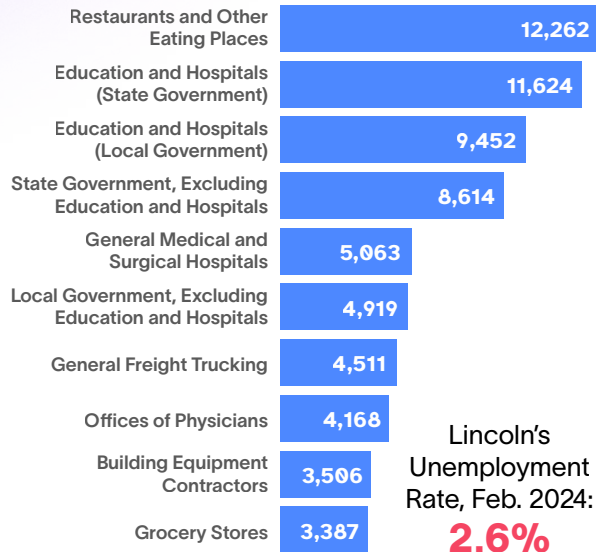
Median Rent: **\$918**  
 Median House Value: **\$140,100**  
 Homeowner Vacancy Rate: **0.7%**





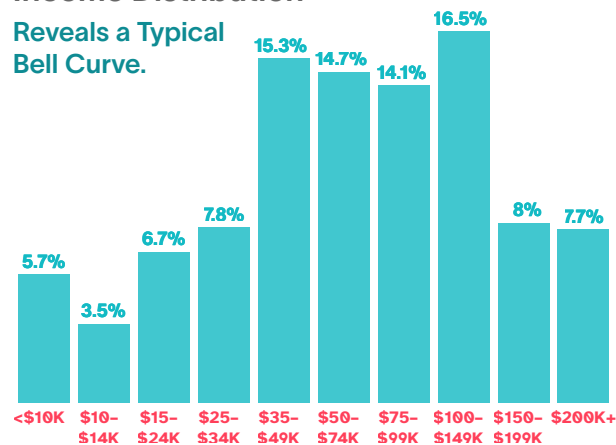
## Lancaster County, NE

### Lincoln Employment by Industry



### Lincoln's Annual Household Income Distribution

Reveals a Typical Bell Curve.

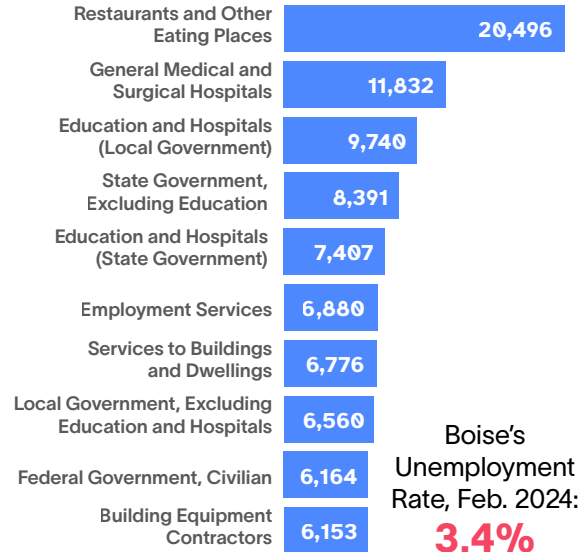


Median Household Income, 2022: **\$65,068**

Lancaster County COL Index: **95.1**

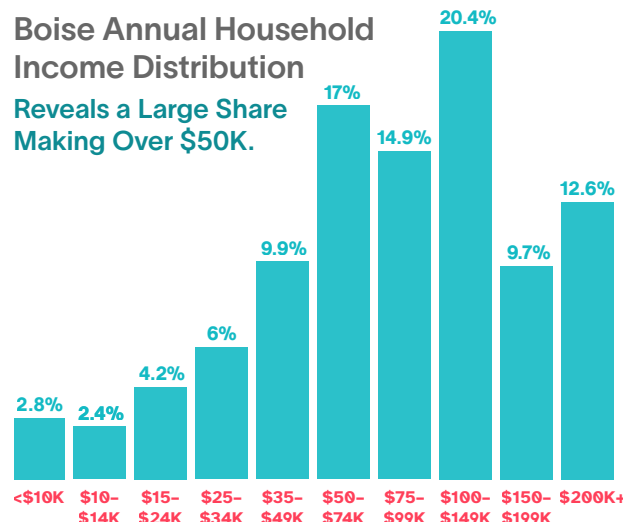
## Ada County, ID

### Boise Employment by Industry



### Boise Annual Household Income Distribution

Reveals a Large Share Making Over \$50K.

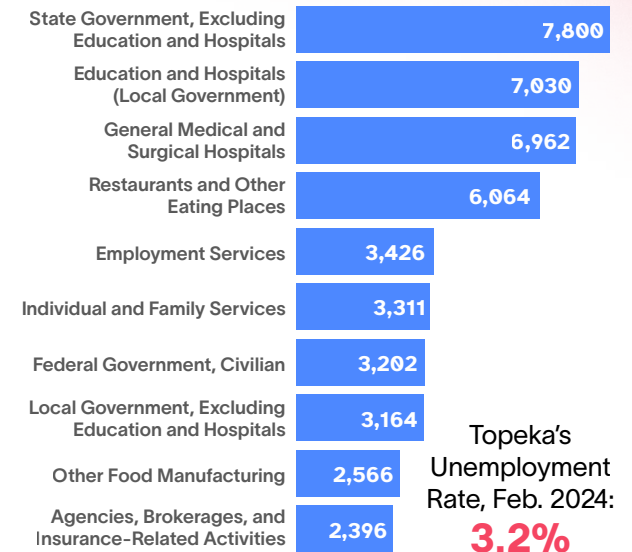


Median Household Income, 2022: **\$75,115**

Ada County COL Index: **101.2**

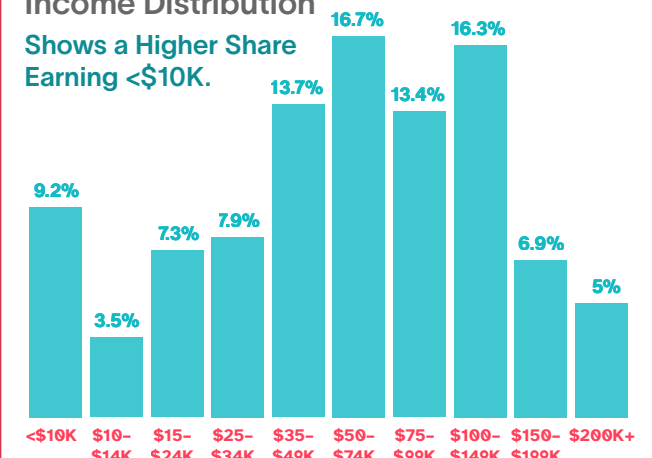
## Shawnee County, KS

### Topeka Employment by Industry



### Topeka Annual Household Income Distribution

Shows a Higher Share Earning <\$10K.



Median Household Income, 2022: **\$59,84**

Shawnee County COL Index: **94.4**